




KESAR ENTERPRISES LIMITED

Regd. Off: Oriental House, 7 Jamshedji Tata Road, Churchgate, Mumbai-400 020, India. Website : <http://www.kesarindia.com>
 Phone : (+91-22) 22042396 / 22851737 Fax : (+91-22) 22876162 E-mail : headoffice@kesarindia.com
 CIN : L24116MH1933PLC001996

(Rs in Lacs)						
STATEMENT OF UNAUDITED RESULTS FOR THE QUARTER AND NINE MONTHS ENDED ON 31ST DECEMBER, 2017						
Sr.	Particulars	3 Months ended on	3 Months ended on	3 months ended on	9 months ended on	9 months ended on
		31/12/2017	30/09/2017	31/12/2016	31/12/2017	31/12/2016
(1)	(2)	(3)	(4)	(5)	(6)	(7)
		(Unaudited)	(Unaudited)	(Unaudited)	(Unaudited)	(Unaudited)
1	Income:					
	a) Income from operations	13,763.36	256.95	11,077.37	15,921.28	16,151.27
	b) Other Income	21.41	80.04	14.47	125.52	56.17
	Total Income	13,784.77	336.99	11,091.84	16,046.80	16,207.44
2	Expenses:					
	(a) Cost of Materials Consumed	12,107.48	-	9,212.85	12,364.20	9,212.85
	(b) Excise Duty on Sale of goods *	-	-	631.11	(69.73)	754.32
	(c) Changes in inventories of finished goods, work-in-progress and stock-in-trade	(1,546.52)	239.33	(1,711.51)	54.95	2,603.61
	(d) Employee Benefits Expense	564.07	400.57	459.77	1,342.28	1,179.11
	(e) Finance Costs	1,105.78	1,075.71	1,034.95	3,215.94	3,017.95
	(f) Depreciation & Amortization Expense	415.66	497.92	477.98	1,381.19	1,429.83
	(g) Repairs	223.95	154.14	150.28	485.02	308.65
	(h) Other Expenses	866.17	86.53	752.08	1,078.61	1,058.90
	Total Expenses	13,737.59	2,454.20	11,007.51	19,852.46	19,565.22
3	Profit / (Loss) before tax (1-2)	47.18	(2,117.21)	84.33	(3,805.66)	(3,357.78)
4	Tax Expense					
	Current Tax	-	-	-	-	-
	Mat Credit Excess provision of Earlier years written back	-	-	-	-	9.05
	Deferred Tax	-	-	-	-	-
	Total Tax Expense	-	-	-	-	9.05
5	Net Profit / (Loss) after Tax (3-4)	47.18	(2,117.21)	84.33	(3,805.66)	(3,366.83)
6	Other Comprehensive Income :					
	A (i) Items that will not be reclassified to profit or loss	(158.50)	(117.00)	(560.23)	(126.49)	212.43
	(ii) Income tax relating to items that will not be reclassified to profit or loss	-	-	-	-	-
	B (i) Items that will be reclassified to profit or loss	-	-	-	-	-
	(ii) Income tax relating to items that will be reclassified to profit or loss	-	-	-	-	-
	Total Comprehensive Income for the period (Comprising Profit / (Loss) and Other Comprehensive Income for the period) (5+6)	(111.32)	(2,234.21)	(475.90)	(3,932.15)	(3,154.40)
7	Paid-up Equity Share Capital (Face Value of Rs 10/- each)	1,007.97	1,007.97	1,007.97	1,007.97	1,007.97
8	Earning Per Share (of Rs 10/- each) (EPS) (not annualised) (in Rs)					
	i) Basic	0.47	(21.00)	0.84	(37.76)	(33.40)
	ii) Diluted	0.47	(21.00)	0.84	(37.76)	(33.40)
Reporting of Segment wise Revenue, Results and Capital Employed						
Sr.	Particulars	3 Months ended on	3 Months ended on	3 months ended on	9 months ended on	9 months ended on
		31/12/2017	30/09/2017	31/12/2016	31/12/2017	31/12/2016
(1)	(2)	(3)	(4)	(5)	(6)	(7)
		(Unaudited)	(Unaudited)	(Unaudited)	(Unaudited)	(Unaudited)
1	Segmental Revenue					
	Income from operations					
	Sugar	13,910.61	226.16	11,119.11	15,565.82	16,147.22
	Cogen	4,053.04	58.52	3,023.34	4,607.40	3,109.56
	Spirits	-	-	-	0.06	2.80
	Total	17,963.65	284.68	14,142.45	20,173.28	19,259.58
	Less : Inter Segment Revenue	4,200.29	27.73	3,065.08	4,252.00	3,108.31
	Net Sales / Income from Operations	13,763.36	256.95	11,077.37	15,921.28	16,151.27
2	Segment Results:					
	Sugar	(425.55)	(657.80)	548.40	(1,576.57)	(94.37)
	Cogen	1,770.73	(211.80)	1,173.18	1,542.59	720.86
	Spirits	(61.87)	(82.16)	(509.05)	(223.38)	(676.80)
	Total	1,283.31	(951.76)	1,212.53	(257.36)	(50.31)
	Less : Finance Costs	1,106.78	1,075.71	1,034.95	3,215.94	3,017.95
	Less: Other Unallocable Expenditure net off Unallocable Income	129.35	89.74	93.25	332.36	289.52
	Profit/ (Loss) before Tax	47.18	(2,117.21)	84.33	(3,805.66)	(3,357.78)
3	Capital Employed: Segmental Assets					
	Sugar	19,926.34	20,809.51	22,345.20	19,926.34	22,345.20
	Cogen	23,265.57	23,967.52	18,501.05	23,265.57	18,501.05
	Spirits	7,764.22	7,875.72	7,834.58	7,764.22	7,834.58
	Other Unallocated Assets	5,046.59	5,432.48	2,787.65	5,046.59	2,787.65
	Total	56,002.72	58,085.23	51,468.48	56,002.72	51,468.48
4	Capital Employed: Segmental Liabilities					
	Sugar	23,501.03	24,809.38	29,296.83	23,501.03	29,296.83
	Cogen	17,608.44	16,315.16	15,314.88	17,608.44	15,314.88
	Spirits	1,051.44	1,013.21	360.30	1,051.44	360.30
	Other Unallocated Liabilities	2,041.57	1,918.94	2,534.89	2,041.57	2,534.89
	Total	44,202.48	44,056.69	47,506.90	44,202.48	47,506.90
	Total Capital Employed (Net)	11,800.24	14,028.53	3,961.58	11,800.24	3,961.58





KESAR ENTERPRISES LIMITED

Regd. Off: Oriental House, 7 Jamshedji Tata Road, Churchgate, Mumbai-400 020, India. Website : <http://www.kesarindia.com>
 Phone : (+91-22) 22042396 / 22851737 Fax : (+91-22) 22876162 E-mail : headoffice@kesarindia.com
 CIN : L24116MH1933PLC001996


NOTES

- (1) The working of the Sugar Factory, which is the predominant activity of the Company is of a seasonal nature. The quarterly financial results are therefore not indicative of a full year's working.
- (2) The Ind-AS complied financial results for previous year ended March 31, 2017 have not been provided as per the exemption given in SEBI Circular No. CIR/CFD/FAC/62/2016 dated July 5, 2016..
- (3) The Company had incurred huge cash loss in earlier year due to mismatch between high Sugar Cane Price and low Sugar Sales realization. The net worth of the Company is eroded completely. During the last season, the Company has made profit and there is positive cash flow due to firming up sugar prices. The Company expects the same trend to witness in forthcoming years and hence these financial statements have been prepared on a going concern basis, despite accumulated losses resulting in erosion of its net worth.
- (4) The financial results of the Company have been prepared in accordance with Indian Accounting Standards (Ind-AS) notified under the Companies (Indian Accounting Standards) Rules, 2015 as amended. The Company has adopted Ind AS from April 1, 2017, with transition date of April 1, 2016. These financial results have been prepared in accordance with the recognition and measurement principles stipulated under Ind-AS 34 - Interim Financial Reporting and other accounting principles generally accepted in India. The corresponding previous quarter presented has been restated to comply with the requirements of Ind AS and to make it comparable with that of the current quarter and nine months ended December 31, 2017.
- (5) Reconciliation of financial results as previously reported (referred to as "Previous GAAP") and Ind-AS for quarter and nine months ended December 31, 2016 presented are as under:

Particulars	Rs. In lacs	
	Quarter ended December 31, 2016	Nine months ended December 31, 2016
Net Profit / (Loss) for the Quarter and Nine months ended December 31, 2016 as per Previous GAAP	228.63	(3,267.45)
Add		
Reversal of Provision for Doubtful Debts	-	30.59
Provision for Gratuity	1.27	3.81
Sub-total	229.90	(3,233.05)
Less		
Interest expense on loan from related party	4.79	14.37
Reversal of Provision for Doubtful Debts	21.37	-
Sale of Investments	119.41	119.41
Net Profit / (Loss) for the quarter and nine months ended December 2016 as per Ind-AS	84.33	(3,366.83)

- (6) There is a possibility that these quarterly financial results may require adjustment before constituting the final Ind-AS financial statements as of and for the year ending March 31, 2018 due to changes in financial reporting requirements arising from new or revised standards or interpretations issued by MCA or changes in the use of one or more optional exemptions from full retrospective application as permitted under Ind-AS 101.
- (7) * Goods & Service Tax*(GST)* has been implemented with effect from 1st July, 2017 and therefore, revenue from operation for the quarter ended 31st December, 2017 are net of GST. Revenue from operations and expenses for the previous period are inclusive of excise duty are not comparable with corresponding figures of quarter and nine months ended 31st December, 2017.
- (8) The above results were reviewed by the Audit Committee and were taken on record by the Board of Directors at their meeting held on 14th February, 2018 and reviewed by the statutory auditors.
- (9) Previous Period figures have been regrouped / reclassified, wherever necessary to conform to Current Period classification.

Place: - Mumbai
 Date:- 14th February, 2018



For KESAR ENTERPRISES LTD

H R KILACHAND
 Chairman & Managing Director
 DIN : 00294835

Limited Review Report on the Unaudited Financial Results for the quarter ended December 31, 2017 pursuant to the Regulation 33 of SEBI (Listing Obligations and Disclosures Requirements) Regulations, 2015

To the Board of Directors

Kesar Enterprises Limited

1. We have reviewed the accompanying Statement of Unaudited Financial Results of Kesar Enterprises Limited ('the Company') for the quarter ended December 31, 2017 ("the Statement"), being submitted by the Company pursuant to the requirements of Regulation 33 of the SEBI (Listing Obligations and Disclosure Requirements) Regulations, 2015 read with Circular No. CIR/CFD/FAC/ 62/2016 dated July 5, 2016. This Statement which is the responsibility of the Company's Management and approved by the Board of Directors, has been prepared in accordance with recognition and measurement principles laid down in Indian Accounting Standard 34 "Interim Financial Reporting" as prescribed under Section 133 of Companies Act, 2013 ("the Act") read with relevant rules issued there under and other accounting principles generally accepted in India. Our responsibility is to issue a report on the Statement based on our review.
2. We conducted our review in accordance with the Standard on Review Engagement (SRE) 2410, "Review of Interim Financial Information Performed by the Independent Auditor of the Entity" issued by the Institute of Chartered Accountants of India. This standard requires that we plan and perform the review to obtain moderate assurance as to whether the Statement is free of material misstatement. A review is limited primarily to inquiries of the Company personnel and analytical procedures applied to financial data and thus provide less assurance than an audit. We have not performed an audit and accordingly, we do not express an audit opinion.
3. Based on our review conducted as above, nothing has come to our attention that causes us to believe that the accompanying Statement, prepared in accordance with aforesaid accounting standard and other recognised accounting practices and policies have not disclosed the information required to be disclosed in terms of Regulation 33 of the SEBI (Listing Obligations



HARIBHAKTI & CO. LLP

Chartered Accountants


and Disclosure Requirements) Regulations, 2015 read with Circular No. CIR/CFD/FAC/62/2016 dated July 5, 2016, including the manner in which it is to be disclosed, or that it contains any material misstatement.

4. We draw attention to Note 3 to the Statement. For the reasons stated in the said note, the financial results have been prepared on the assumption of going concern, despite accumulated losses resulting in erosion of its net worth. Our report is not modified in respect of this matter.
5. The previously issued financial information of the Company for the quarter and nine months ended December 31, 2016 prepared in accordance with the Companies (Accounting Standard) Rules, 2006 have been restated to comply with Indian Accounting Standards ("Ind AS") and included in the statement as comparative financial information. Adjustments made to previously issued financial information prepared in accordance with Companies (Accounting Standard) Rules, 2006 to comply with Ind AS have been reviewed by us.

For Haribhakti & Co. LLP

Chartered Accountants

ICAI Firm Registration No.103523W/W100048



Sumant Sakhardande

Partner

Membership No.: 034828



Place: Mumbai

Date: February 14, 2018.