




TIN No. 28834453469

CIN No. L15511TN1983PLC010313

'EMPEE TOWER'
59 HARRIS ROAD
PUDUPET, CHENNAI - 600 002.



Tel : 28531111, 28522510, 28523514
28413151, 28413161, 28413191

Fax : 91 - 44 - 28555163

E-mail : info@empeegroup.co.in

14.12.2017

National Stock Exchange of India Ltd,
Exchange Plaza,
Bandra Kurla Complex,
Mumbai - 400 051.

Bombay Stock Exchange Limited
P. J. Towers
Dalal Street,
Mumbai 400 001.

Dear Sirs,

Sub: Outcome of the Board meeting - Unaudited Financial Results for the quarter ended 30.9.2017.


The Board of Directors at their meeting held on 14.12.2017 have approved the Un-audited Financial Results for the quarter ended 30th September 2017.

The copy of the Unaudited Financial Results along with Limited Review Report is enclosed.

The Meeting started at 3.30 p.m. and concluded at 4.15 p.m. today. We request you to place the above information on your web-site.

Thanking you

Yours faithfully
For Empee Distilleries Ltd


R. Venkatesh
Company Secretary



Encl:a/a



VENKATESH & CO
Chartered Accountants

Limited Review Report on Quarterly Standalone Financial Results of EMPEE DISTILLERIES LIMITED pursuant to the Regulation 33 of the SEBI (Listing Obligations and Disclosure Requirements) Regulations, 2015

**To the Board of Directors,
Empee Distilleries Limited**

We have reviewed the accompanying statement of unaudited standalone financial results of **Empee Distilleries Limited** (the Company) for the quarter ended September 30, 2017 (the Statement), being submitted by the Company pursuant to the requirements of Regulation 33 of the Securities and Exchange Board of India (Listing Obligations and Disclosure Requirements) Regulations, 2015 as modified by Circular No. CIR/CFD/FAC/62/2016 dated July 5, 2016 (Listing Regulations). Attention is drawn to the fact that the figures for the corresponding quarter and half year ended September 30, 2016, including the reconciliation of profit/ loss under Indian Accounting Standards (Ind AS) of the corresponding quarter with profit/ loss reported under previous GAAP, as reported in these financial results have been approved by the Company's Board of Directors but have not been subjected to review.

This statement, which is the responsibility of the Company's Management and has been approved by the Board of Directors in their meeting held on 13th December 2017. Our responsibility is to issue a report on the Statement based on our review.

We conducted our review in accordance with the Standard on Review Engagement (SRE) 2410, 'Review of Interim Financial Information Performed by the Independent Auditor of the Entity', issued by the Institute of Chartered Accountants of India. This standard requires that we plan and perform the review to obtain moderate assurance as to whether the financial results are free of material misstatements. A review is limited primarily to inquiries of Company personnel and analytical procedures applied to financial data and thus provides less assurance than an audit. We have not performed an audit and accordingly, we do not express an audit opinion.

Based on our review conducted as above, nothing has come to our attention that causes us to believe that the accompanying statement of unaudited standalone financial results prepared in accordance with applicable Indian Accounting Standards (Ind AS) prescribed under Section 133 of the Companies Act, 2013 read with relevant rules issued thereunder and other recognized accounting practices and policies has not disclosed the information required to be disclosed in terms of Regulation 33 of the SEBI (Listing Obligations and Disclosure Requirements) Regulations, 2015 and SEBI Circular dated 5 July 2016 including the manner in which it is to be disclosed, or that it contains any material misstatement.

For Venkatesh and Co.,


Chartered Accountants

F.R No 004636S

Dasaraty V
CA. Dasaraty V

Partner

M.No 026336



Place: Chennai

Date: 14/12/2017

"SRI RANGA", New No.151, Mambalam High Road, T.Nagar, Chennai - 600 017.

Telefax : 2814 4763/64/65/66 Email : venkateshandco@gmail.com

EMPEE DISTILLERIES LIMITED

CIN: L15511TN1983PLC010313

Regd. Office : Empee Tower, No.59, Harris Road, Pudupet, Chennai - 600 002.

Statement of Un-audited Financial Results for the Quarter ended 30th September 2017.

PART I		Rs. in lakhs					
		Standalone					
S.No.	Particulars	Quarter ended			Six months ended		Year ended
		30.09.2017 (Un-audited)	30.06.2017 (Un-audited)	30.09.2016 (Un-audited)	30.09.2017 (Un-audited)	30.09.2016 (Un-audited)	31.3.2017 (Audited)
I	Revenue from Operations	18,731.17	14,557.27	12,525.70	33,288.44	21,829.50	50,121.75
II	Other Income	13.70	28.46	11.69	42.16	18.22	38.72
	Total income (I+II)	18,744.87	14,585.73	12,537.39	33,330.60	21,847.72	50,160.47
III	Expenses						
	(a) Cost of materials consumed	6,195.96	4,108.66	4,178.27	10,304.62	7,710.65	17,550.90
	(b) Purchases of stock-in-trade	-	-	-	-	-	-
	(c) Changes in inventories of finished goods, work-in-progress and stock-in-trade	32.20	63.05	446.00	95.25	(122.99)	(866.04)
	(d) Employee benefits expense	490.44	427.26	439.11	917.70	868.71	2,014.86
	(e) Finance Cost	940.73	811.88	807.31	1,752.61	1,490.19	3,035.63
	(f) Depreciation and amortisation expense	(154.32)	314.35	340.38	160.03	680.77	1,257.39
	(g) Other expenses	11,802.26	9,375.75	7,183.54	21,178.01	12,852.93	30,546.61
	Total expenses (IV)	19,307.27	15,100.95	13,394.61	34,408.22	23,480.26	53,539.35
V	Profit / (Loss) before exceptional items and tax (I-IV)	-562.40	-515.22	-857.22	-1,077.62	-1,632.54	-3,378.88
VI	Exceptional Items	-	-	-	-	-	2,062.27
VII	Profit / (Loss) before Tax (V-VI)	-562.40	-515.22	-857.22	-1,077.62	-1,632.54	-5,441.15
VIII	Tax Expense						
	(1) Current Tax	-	-	-264.87	-	-504.45	-2906.40
	(2) Deferred Tax	7.03	-	-	7.03	-	-
IX	Profit / (Loss) for the period from continuing operations (VII - VIII)	(569.43)	(515.22)	(592.35)	(1,084.65)	(1,128.09)	(2,534.74)
X	Profit / (Loss) from discontinued operations	-	-	-	-	-	-
XI	Tax Expense of Discontinued Operations	-	-	-	-	-	-
XII	Profit / (Loss) from Discontinued operations (after tax)	-	-	-	-	-	-
XIII	Profit / (Loss) for the period (IX +XII)	-569.43	-515.22	-592.35	-1,084.65	-1,128.09	-2,534.74
XIV	Other Comprehensive Income						
	A (i) Items that will not be reclassified to Profit & Loss	-	-	-	-	-	-
	(ii) Income-Tax relating to items that will not be reclassified to profit or loss	-	-	-	-	-	-
	B (i) Items that will be reclassified to Profit or Loss	-	-	-	-	-	-
	(ii) Income-Tax relating to items that will be reclassified to profit or loss	-	-	-	-	-	-
XV	Total Comprehensive Income (XIII + XIV)	(569.43)	(515.22)	(592.35)	(1,084.65)	(1,128.09)	(2,534.74)
XVI	Paidup equity share capital (Face value of Rs.10 each)	2,017.58	2,017.58	1,900.89	2,017.58	1,900.89	2,017.58
XVII	Reserves excluding revaluation reserves	-	-	-	-	-	25,078.00
XVIII	Earnings per equity Share (for continuing operations)						
	(1) Basic	(15.61)	(2.55)	(2.94)	(18.16)	-5.93	(17.78)
	(2) Diluted	(15.61)	(2.55)	(2.94)	(18.16)	-5.93	(13.33)



EMPEE DISTILLERIES LIMITED

CIN: L15511TN1983PLC010313

Regd. Office : Empee Tower, No.59, Harris Road, Pudupet, Chennai - 600 002.

-2-

PART II	Particulars	Standalone					
		Quarter ended			Six months ended		Year Ended
		30.09.2017 (Un-audited)	30.06.2017 (Un-audited)	30.09.2016 (Un-audited)	30.09.2017 (Un-audited)	30.09.2016 (Un-audited)	31.3.2017 (Audited)
A	PARTICULARS OF SHAREHOLDING						
1	Public shareholding						
	- Number of shares	8,503,069	8,503,069	7,336,209	8,503,069	7,336,209	8,503,069
	- Percentage of shareholding	42.14	42.14	38.59	42.14	38.59	42.14
2	Promoters and Promoter Group Shareholding						
	a) Pledged / Encumbered						
	- Number of shares	11,662,674	11,662,674	11,662,674	11,662,674	11,662,674	11,662,674
	- Percentage of shares (as a % of the total shareholding of promoter and promoter group)	99.91	99.91	99.91	99.91	99.91	99.91
	- Percentage of shares (as a % of the total share capital of the company)	57.81	57.81	61.35	57.81	61.35	57.81
	b) Non - encumbered						
	- Number of shares	10,010	10,010	10,010	10,010	10,010	10,010
	- Percentage of shares (as a % of the total shareholding of the Promoter and Promoter group)	0.09	0.09	0.09	0.09	0.09	0.09
	- Percentage of shares (as a % of the total share capital of the company)	0.05	0.05	0.05	0.05	0.05	0.05

Segment Wise Revenue, Results and Capital Employed along with the quarterly results

Particulars	Standalone					
	Quarter ended			Six months ended		Year ended
	30.09.2017 (Un-audited)	30.06.2017 (Un-audited)	30.09.2016 (Un-audited)	30.09.2017 (Un-audited)	30.09.2016 (Un-audited)	31.3.2017 (Audited)
1. Segment Revenue (net sales/income from each segment should be disclosed under this head)						
(a) Segment - Indian Made Foreign Liquor	16,731.17	14,051.64	11,428.93	32,782.81	20,650.00	47,573.77
(b) Segment - IAP	-	505.63	1,050.64	505.63	1,058.13	2,171.68
(c) Segment - Power	-	-	46.13	-	121.37	376.30
(d) Segment - Beer	-	-	-	-	-	-
(e) Segment - Hotel	-	-	-	-	-	-
(f) Unallocated	-	-	-	-	-	-
Total	16,731.17	14,557.27	12,525.70	33,288.44	21,829.50	50,121.75
Less: Inter Segment Revenue						
Net sales/income From Operations	16,731.17	14,557.27	12,525.70	33,288.44	21,829.50	50,121.75
2. Segment Results (Profit)(+)/ Loss (-) before tax and interest from Each segment)						
(a) Segment - Indian Made Foreign Liquor	637.31	501.13	323.97	1,138.44	561.31	1,572.82
(b) Segment - IAP	(277.75)	(161.07)	(339.66)	(438.82)	(679.73)	(2,037.59)
(c) Segment - Power	18.76	(43.39)	(34.22)	(24.63)	-23.93	121.72
(d) Segment - Beer	-	-	-	-	-	-
(e) Segment - Hotel	-	-	-	-	-	-
(f) Unallocated	-	-	-	-	-	-
Total	378.32	296.67	(49.91)	674.99	(142.35)	(343.25)
Less: (i) Interest	940.73	811.88	807.31	1,752.61	1,490.19	3,035.63
(ii) Other Un-allocable Expenditure net off (loss on sale of investments)	-	-	-	-	-	2062.27
(iii) Un-allocable income	-	-	-	-	-	-
Total Profit Before Tax	(562.41)	(515.21)	(857.22)	(1,077.62)	(1,632.54)	(5,441.15)
3 Segment Assets						
(a) Segment - Indian Made Foreign Liquor	64521.26	47230.54	43814.58	64521.26	43814.58	46911.43
(b) Segment - IAP	7454.58	8081.81	9657.48	7454.58	9657.48	8079.03
(c) Segment - Power	3449.24	3769.34	3382.04	3449.24	3382.04	3292.10
(d) Segment - Beer	0.00	0.00	9532.80	0.00	9532.80	0.00
(e) Segment - Hotel	0.00	0.00	0.00	0.00	0.00	0.00
(f) Unallocated	0.00	4701.53	0.00	0.00	0.00	4701.53
Total	75425.08	63783.22	66386.90	75425.08	66386.90	62984.09
3 Segment Liabilities						
(a) Segment - Indian Made Foreign Liquor	32167.82	29534.39	30696.37	32167.82	30696.37	27907.29
(b) Segment - IAP	6209.07	5616.46	5889.69	6209.17	5889.69	5900.26
(c) Segment - Power	535.47	478.83	458.80	535.54	458.80	507.79
(d) Segment - Beer	0.00	0.00	0.00	0.00	0.00	0.00
(e) Segment - Hotel	0.00	0.00	0.00	0.00	0.00	0.00
(f) Unallocated	0.00	0.00	0.00	0.00	0.00	0.00
Total	38,912.66	35,629.68	37,044.86	38,912.63	37,044.86	34,315.34



M/s. Empee Distilleries Limited – April 17 to September 17

Particulars	Notes	IND AS		
		AS AT 30.9.2017	AS AT 31.3.2017	Ind AS Variance
ASSETS				
A) Non - Current Assets				
a) Property Plant and Equipment		31,611.93	31,408.2	203.69
b) Capital Work in Progress		-	-	-
c) Goodwill		-	-	-
d) Other Intangible assets		-	-	-
e) Financial Assets				
--- (i) Investments		19,485.26	19,820.22	-334.96
--- (ii) Trade Receivables		328.01	328.01	-
--- (iii) Loans		4,200.66	3,501.25	699.41
f) Deferred tax assets (net)		-	-	-
g) Other Non Current assets		-	-	-
B) Current Assets				
a) Inventories		7,874.73	7,653.40	221.33
b) Financial Assets				
--- (i) Investments		-	-	-
--- (ii) Trade Receivables		6,576.16	6,180.11	396.05
--- (iii) Cash and cash Equivalents		34.24	24.25	9.99
--- (iv) Bank Balances		-18.68	115.31	-134.00
--- (v) Loans		5,230.77	4,047.01	1,183.76
c) Current tax assets (net)		-	-	-
d) Other Current assets		102.00	51.13	50.86
Total Assets		75,425.07	73,128.93	2,296.13
EQUITY & LIABILITIES				
A) Equity				
a) Equity Share Capital		2,017.58	2,017.58	-
b) Other Equity		34,495.04	35,579.67	-1,084.63
B) LIABILITIES				
Non - Current Liabilities				
a) Financial Liabilities				
--- (i) Borrowings		7,657.97	8,143.48	-485.51
--- (ii) Trade Payables		-	-	-
--- (iii) Other financial Liabilities		-	-	-
b) Provisions		151.33	151.33	-
c) Deferred tax liabilities (net)		224.71	217.69	7.03
d) Other Non Current Liabilities		1,790.26	2,984.35	-1,194.09
Current Liabilities				
a) Financial Liabilities				
--- (i) Borrowings		6,328.72	6,606.84	-278.11
--- (ii) Trade Payables		8,087.51	7,934.68	152.83
--- (iii) Other financial Liabilities		1,750.00	1,798.90	-48.90
b) Other Current Liabilities		-	-	-
c) Provisions		12,921.97	7,694.67	5,227.30
d) Current tax liabilities (net)		-	-	-
Total Equity & Liabilities		75,425.09	73,129.18	2,295.91



EMPEE DISTILLERIES LIMITED

Part II Statement of Profit and Loss			
			Rs. in lakhs
	Particulars	Notes	Halfyear ended
			30.9.2017
			Year ended
			31.03.2017
I	Revenue from Operations		33,288.44
II	Other Income		42.16
III	Total Income		33,330.61
IV	Expenses		
	Cost of Materials consumed		10,304.62
	Purchases of Stock In Trade		-
	Changes in inventories of finished goods, Stock-in-Trade and work-in-progress		95.25
	Employee Benefit Expenses		917.70
	Finance Cost		1,752.61
	Depreciation and amortization expense		160.03
	Other expenses		21,178.02
	Total Expenses		34,408.23
V	Profit / (loss) before exceptional items and tax		-1,077.62
VI	Exceptional Items		-
VII	Profit / (loss) before tax		-1,077.62
VIII	Tax Expense:		
	(1) Current Tax		
	(2) Deferred Tax		7.03
IX	Profit (Loss) for the period from continuing operations		-1,084.65
X	Profit (Loss) for the period from discontinued operations		-
XI	Profit (Loss) for the period		-1,084.65
XII	Earnings Per Share:		
	(1) Basic		
	(2) Diluted		



Notes on accounts _ Profit & Loss A/C

Revenue from Operations

<i>Particulars</i>	<i>9/30/2017</i>	<i>3/31/2017</i>
Sale of Products (Gross)	51,660.10	74,929.67
Less: Excise Duty	18,609.60	26,373.83
	33,050.50	48,555.84
Other operating Revenues	237.94	1,366.60
	33,288.44	49,922.44

Other Income

<i>Particulars</i>	<i>9/30/2017</i>	<i>3/31/2017</i>
Scrap Sales	13.35	38.72
Miscellaneous Income	28.82	199.31
	42.16	238.03

Cost Of Material Consumed


<i>Particulars</i>	<i>9/30/2017</i>	<i>3/31/2017</i>
Opening Stock of Raw Materials	4,252.19	3,922.51
Add: Purchases of Raw Materials	10,621.20	17,880.59
Less: Closing Stock of Raw Materials	4,568.77	4,252.19
	10,304.62	17,550.90

Changes in inventories of finished goods, Stock-in -Trade and work-in-progress

<i>Particulars</i>	<i>9/30/2017</i>	<i>3/31/2017</i>
<u>Opening Inventory</u>		
Finished Goods	2,558.64	1,715.82
Work-In-Progress	842.57	819.34
	3,401.21	2,535.16
<u>Closing Inventory</u>		
Finished Goods	2,203.19	2,558.64
Work-In-Progress	1,102.77	842.57
	3,305.96	3,401.21
	95.25	-866.05



Employee Benefit Expenses		
<i>Particulars</i>	<i>9/30/2017</i>	<i>3/31/2017</i>
Salaries and incentives	842.05	1,773.63
Contributions to -		
Provident fund & ESI	-5.45	102.20
Gratuity fund contributions	3.54	20.27
Staff welfare expenses	77.56	118.77
	917.70	2,014.87
Finance Cost		
<i>Particulars</i>	<i>9/30/2017</i>	<i>3/31/2017</i>
Bank Charges	5.49	30.08
Interest Expenses	1,747.12	3,005.54
	1,752.61	3,035.62
Other expenses		
<i>Particulars</i>	<i>9/30/2017</i>	<i>3/31/2017</i>
Manufacturing expenses	572.14	1,310.96
Excise Label	0.57	358.75
VAT	18,435.63	25,017.03
Rent	32.82	75.36
Rates & Taxes	92.28	371.28
Audit Fees	6.25	8.05
Postage & Telegram	0.78	4.01
Printing and Stationery	4.10	14.75
Repairs and Maintenance	29.57	70.41
Donations	0.81	4.31
Sitting Fee	1.75	7.30
Telephone Expenses	10.96	25.58
Managerial Remuneration*	14.00	85.04
Consulting Charges	33.55	145.18
Travelling Expenses	30.50	77.97
Travelling Expenses - Directors	2.10	9.94
Miscellaneous Expenses	258.53	514.49
Discounting Charges -Tasmac	232.48	227.60
Advertisement & Publicity	1.80	1.41
Travelling Expenses - Marketing	-	7.66
Freight & Handling Charges	275.98	361.24
Loading & Unloading charges	119.66	193.52
Sales Promotion expenses	7.37	24.33
Cash Discount	367.81	514.01
Other Selling expenses	365.78	1,116.41
Change in Investments	280.79	-
	21,178.02	30,546.61



M/s. Empee Distilleries Limited _ Net Profit Reconciliation

Particulars	31.03.2017	30.09.2017
Net profit as per IGAAP	-2,534.74	-1,266.80
Difference in Depreciation due to fixed asset revaluation	970.17	469.97
Difference in DTL due to fixed asset revaluation	-2,125.23	-7.03
Difference in OCI due to Decrease in value of Investments	-	-334.96
Difference in OCI due to Decrease in value of Group Company Balances	-	54.17
Net profit as per IND AS	-3,689.79	-1,084.64



EMPEE DISTILLERIES LTD

Notes:

1. The above un-audited financial results for the quarter ended 30.09.2017 have been reviewed by the Audit Committee and approved by the Board at its meeting held on 14.12.2017.
2. The Company operates IMFL, IAP and Power segments and segmental accounts are given in the financial results.
3. Previous period(s) figures have been regrouped wherever necessary.
4. As reported in segment results, the 60 KLPD Grain based Alcohol unit at Choutkur, Andhra Pradesh has not performed well due to non-availability of grains during the period under review.
5. The Company's power plant at Aranthangi could not be operated due to Restrictive Measures in force as exercised by TNEB during the quarter ended 30.09.2017.
6. The Company has incurred loss for the quarter/year ended 30.09.2017 due to 1) Non-availability of sufficient grains to operate 60 KLPD Grain based Alcohol Unit at Choutkur, Andhra Pradesh, 2) Due to closure of 3000 retail shops and Tamil Nadu Govt's stand about sale of IMFL products 3) and Power Plant at Aranthangi could not be operated for reasons as stated at Sl.no. 5 above.
7. Union Bank of India filed a case before DRT, Chennai in terms of Section 13(4) SARFAESI Act for non-payment of dues pertaining to Choutkur unit, and the Company has taken necessary action in this regard. The Company is in discussion with UBI for restructuring the loan which is in progress.

Place: Chennai
Date : 14.12.2017



M.P. Purushothaman
Chairman

