

Dharani Sugars and Chemicals Limited

Regd. Office: "PGP House", No.57 Sterling Road, Nungambakkam, Chennai 600 034

Part - I UNAUDITED FINANCIAL RESULTS FOR THE QUARTER AND HALF YEAR ENDED 30th SEPTEMBER 2012

S. No	Particulars	Quarter Ended			Half year Ended		Year Ended
		30.09.12	30.06.12	30.09.11	30.09.12	30.09.11	31.03.12
		Unaudited			unaudited		Audited
1	Income from Operations	(Rs.lakhs)			(Rs.lakhs)		(Rs.lakhs)
	a. Net Sales /Income from Operations (Net of	11176.37	19485.76	12014.99	30662.13	32093.87	61469.94
	b. Other Operating Income	40.40	200.89	165.91	241.29	209.11	201.86
	Total Income from Operation (net)	11216.77	19686.65	12180.90	30903.42	32302.98	61671.80
2	Expenses						
	a. Cost of Materials consumed	14323.26	16273.70	7760.23	30596.96	23341.04	43621.93
	b. Purchase of Stock in trade	-	-	-	-	-	-
	c. Changes in inventories of finished goods, work in progress and stock in trade	(6990.85)	(2452.01)	1381.46	(9442.86)	1569.10	2779.75
	d. Employee Benefit expenses	474.10	459.93	431.22	934.03	866.08	1753.45
	e. Depreciation and amortisation expense	525.10	522.88	510.14	1047.98	1020.20	2074.88
	f. Other Expenses	1410.78	1884.33	1237.77	3295.10	2582.31	4958.40
	Total Expenses	9742.39	16688.83	11320.82	26431.21	29378.73	55188.41
3	Profit/(Loss) from Operations before Other Income, Finance cost & Exceptional Items (1-2)	1474.38	2997.82	860.08	4472.21	2924.25	6483.39
4	Other Income	-	-	-	-	-	-
5	Profit/(Loss) from ordinary activities before finance costs & Exceptional Items (3+4)	1474.38	2997.82	860.08	4472.21	2924.25	6483.39
6	Finance Costs	1069.33	908.22	1237.09	1977.55	2406.83	4874.71
7	Profit/(Loss) from ordinary activities after finance costs but before Exceptional Items (5-6)	405.05	2089.60	(377.01)	2494.66	517.42	1608.68
8	Exceptional items	2.81	2.81	2.81	5.62	5.62	11.25
9	Profit/(Loss) from Ordinary activities before tax (7+8)	407.86	2092.41	(374.20)	2500.28	523.04	1619.93
10	Tax Expense	(150.53)	(273.35)	152.50	(423.88)	94.45	(594.60)
11	Net Profit/(Loss) from Ordinary activities after	257.33	1819.06	(221.70)	2076.40	617.49	1025.33
12	Extraordinary Items (net of Tax Expenses)	-	-	-	-	-	-
13	Net Profit/(Loss) for the period (11-12)	257.33	1819.06	(221.70)	2076.40	617.49	1025.33
14	Paid-up Equity Share Capital (Face Value of the Share is Rs.10/- each)	2938.98	2938.98	2938.98	2938.98	2938.98	2938.98
15	Reserves excluding revaluation Reserves as per Balance Sheet of previous accounting year	-	-	-	-	-	8814.82
16 (i)	Earnings per share of Rs.10/- each (EPS) before Extraordinary Items (not annualized)						
	a. Basic	0.88	6.19	(0.75)	7.07	2.10	3.49
	b. Diluted	0.88	6.19	(0.75)	7.07	2.10	3.49
(ii)	Earnings per share of Rs.10/- each (EPS) after Extraordinary Items (not annualized)						
	a. Basic	0.88	6.19	(0.75)	7.07	2.10	3.49
	b. Diluted	0.88	6.19	(0.75)	7.07	2.10	3.49

for Dharani Sugars and Chemicals Limited

(Signature)
Dr Palani G Periasamy
Executive Chairman

(Signature)
M.No: 025416

PART - II SELECT INFORMATION FOR THE QUARTER ENDED 30th September 2012


A PARTICULARS OF SHAREHOLDING							
Public Shareholding							
1	-Number of Shares	14004958	14004958	14003708	14004958	14003708	14003708
	-Percentage of Shareholding	47.65	47.65	47.65	47.65	47.65	47.65
2	Promoters and Promoter Group Shareholding						
a. Pledged/ Encumbered							
	- No of Shares	5954292	5954292	5954292	5954292	5954292	5954292
	- % of Shares (as a % of the total shareholding of promoter and promoter group)	38.70	38.70	38.70	38.70	38.70	38.70
	- % of Shares (as a % of the total share capital of the Company)	20.26	20.26	20.26	20.26	20.26	20.26
b. Non - Encumbered							
	- No of Shares	9430596	9430596	9431846	9430596	9431846	9431846
	- % of Shares (as a % of the total shareholding of promoter and promoter group)	61.30	61.30	61.30	61.30	61.30	61.30
	- % of Shares (as a % of the total share capital of the Company)	32.09	32.09	32.09	32.09	32.09	32.09
B INVESTOR COMPLAINTS							
a	Pending at the beginning of the quarter						Nil
b	Received during the quarter						2
c	Disposed of during the quarter						2
d	Remaining unresolved at the end of the quarter						Nil

Notes

- The above results have been reviewed by the Audit Committee and were approved in the meeting of Board of Directors held on 10.11.2012. Statutory Auditors have carried out a Limited Review of the financial results for the Quarter ended 30th September 2012 pursuant to Clause 41 of the Listing Agreement.
- Sugar Industry being seasonal in nature, the quarterly results cannot be taken as an indicator of the full year's working
- Previous year's/ quarter's figures have been regrouped/ reclassified wherever necessary.
- The above results are available on our Website : www.dharanisugars.in

(By order of the Board)


for Dharani Sugars and Chemicals Limited



Dr Palani G Periasamy
Executive Chairman

Place: Chennai-34


Date: 10.11.2012



Dharani Sugars and Chemicals Limited							
Regd. Office: "PGP House", No.57 Sterling Road, Nungambakkam, Chennai 600 034							
Segment Wise Revenue, Results and Capital Employed under Clause 41 of the Listing Agreement							
	Particulars	Quarter Ended			Half year Ended		Year Ended
		30.09.12	30.06.12	30.09.11	30.09.12	30.09.11	31.03.12
		Unaudited			unaudited		Audited
1		(Rs. lakhs)			(Rs lakhs)		(Rs.lakhs)
	(Net Sales/ Income from each Segment)						
	a.Sugar	10629.98	19233.90	11672.03	29863.88	29857.25	57893.40
	b.Distillery	1120.10	618.29	976.45	1738.39	2327.38	3903.83
	c.Power	2038.98	2761.02	1873.52	4800.00	4835.13	7928.73
	Total	13789.06	22613.21	14522.00	36402.27	37019.76	69725.96
	Less: Inter Segment Revenue	2572.29	2926.56	2341.10	5498.85	4716.78	8054.16
	Net Sales/ Income from Operations	11216.77	19686.65	12180.90	30903.42	32302.98	61671.80
2	Segment Results (Profit/(Loss) before tax and Interest from each segment)						
	a.Sugar	883.19	2167.34	418.90	3050.53	722.07	3668.98
	b.Distillery	312.30	87.38	309.38	399.68	625.38	1174.23
	c.Power	278.90	743.10	131.80	1022.00	1576.80	1640.18
	Total	1474.39	2997.82	860.08	4472.21	2924.25	6483.39
	Less:						
	i.Interest	1069.33	908.22	1237.09	1977.55	2406.83	4874.71
	ii.Other Un-allocable expenditure net off	-	-	-	-	-	-
	iii.Un allocable Income	2.81	2.81	2.81	5.62	5.62	11.25
	Total Profit/(Loss) Before Tax	407.87	2092.41	(374.20)	2500.28	523.04	1619.93
3	Capital Employed (Segment Assets - Segment Liabilities)						
	a.Sugar	16899.68	19704.41	30187.59	16899.68	30187.59	16065.60
	b.Distillery	12951.71	12942.56	9833.55	12951.71	9833.55	12733.63
	c.Power	15319.71	14184.43	14989.91	15319.71	14989.91	15460.37
	d.Unallocated	3163.84	2666.55	2430.88	3163.84	2430.88	2666.54
	Total	48334.94	49497.95	57441.93	48334.94	57441.93	46926.14

(By order of the Board)

Dr Dharani Sugars and Chemicals Limited


Dr Palani G Periasamy

Executive Chairman

Place: Chennai-34

Date : 10.11.2012


M.No: 025416


Dharani Sugars and Chemicals Limited
 Regd. Office: No 57 Sterling Road, Nungambakkam, Chennai 600 034
 Assets & Liabilities as per Clause 41(I)(ea) of the Listing Agreement for the period
 ended 30th September 2012

Rs in Lakhs

S.No	Particulars	As at	
		30.09.2012	31.03.2012
A.	EQUITY AND LIABILITIES		
1	Shareholders' Funds		
	a. Share Capital	2938.98	2938.98
	b. Reserves and Surplus	10885.61	8814.82
	c. Money received against share warrants		
	Sub-Total -Shareholders' Funds	13824.59	11753.80
2	Share application money pending allotment	-	-
3	Minority Interest	-	-
4	Non-Current Liabilities		
	a. Long Term borrowings	29606.61	31558.26
	b. Deferred tax Liabilities (net)	3123.28	2704.81
	c. Other long term liabilities	828.43	756.59
	d. Long-term provisions	433.63	390.85
	Sub-Total - Non- Current Liabilities	33991.95	35410.51
5	Current Liabilities		
	a. Short Term borrowings	18683.33	14422.13
	b. Trade payables	2551.82	3436.87
	c. Other current liabilities	10063.88	4421.92
	d. Short-term provisions	725.16	599.44
	Sub-Total - Current Liabilities	32024.19	22880.36
	Total -Equity and Liabilities	79840.73	70044.67
B	ASSETS		
1	Non-Current Assets		
	a. Fixed Assets	48755.00	46016.86
	b. Goodwill on consolidation		
	c. Non Current investments	518.40	518.40
	d. Defferred tax assets(net)	-	-
	e. Long Term loans and advances	-	-
	f. Other non-current assets	243.12	445.08
	Sub-Total - Non- Current Assets	49516.52	46980.34
2	Current Assets		
	a. Current Investments		
	b. Inventories	18380.82	8933.51
	c. Trade receivables	5907.80	7639.44
	d. Cash and cash equivalents	526.69	1187.37
	e. Short Term loans and advances	5508.90	5304.01
	f. Other current assets	-	-
	Sub-Total - Current Assets	30324.21	23064.33
	Total Assets	79840.73	70044.67


(By order of the Board)

for Dharani Sugars and Chemicals Limited



Dr Palani G Periasamy
Executive Chairman

Place: Chennai-34
Date : 10.11.2012


 M.No: 025416