

Uttam Sugar Mills Limited

Regd. Office : Village Libberheri, Tehsil Roorkee, Distt. Haridwar (Uttarakhand)

CIN : L99999UR1993PLC032518

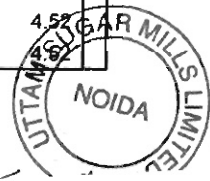
Tel.No.0120-4525000

Website - www.uttamsugar.in, Email ID - investorrelation@uttamsugar.in

Statement of Unaudited Financial Results for the Quarter And 6 Months Ended 30th September, 2018

(Rs. In lakhs)

S.No.	Particulars	Quarter ended			6 Months Ended		Year Ended
		30.09.2018	30.06.2018	30.09.2017	30.09.2018	30.09.2017	31.03.2018
		Unaudited	Unaudited	Unaudited	Unaudited	Unaudited	Audited
	Income from Operations						
1	Revenue From Operations	24,794	27,094	33,441	51,888	70,907	1,26,464
2	Other Income	166	142	99	308	481	1,116
3	Total Income (1+2)	24,960	27,236	33,540	52,196	71,388	1,27,580
	Expenses						
	a) Cost of Material Consumed	42	23,609	-	23,651	11,193	1,11,264
	b) Excise on Sales of Goods	-	-	-	-	2,116	2,116
	c) Changes in Inventories of Finished Goods, Work-In-Progress & Stock in Trade	22,982	(9,220)	27,386	13,762	42,207	(14,695)
	d) Employee Benefits Expenses	1,111	1,407	980	2,518	2,070	5,470
	e) Finance Costs	1,879	2,413	2,176	4,292	4,383	8,006
	f) Depreciation and Amortisation Expenses	662	647	584	1,309	1,162	2,416
	g) Other Expenses	1,944	2,637	1,466	4,581	3,973	10,627
	Total Expenses (4)	28,620	21,493	32,592	50,113	67,104	1,25,204
5	Profit/(Loss) before Exceptional Items and Tax (3-4)	(3,660)	5,743	948	2,083	4,284	2,376
6	Exceptional Items	-	-	-	-	-	-
7	Profit/(Loss) before Tax (5-6)	(3,660)	5,743	948	2,083	4,284	2,376
8	Tax Expenses						
	1) Current tax (Net of MAT credit entitlement)	15	31	-	46	-	122
	2) Deferred Tax Charges/(Credit)	(1,240)	867	(119)	(373)	910	624
	3) Income Tax for earlier years	5	-	-	5	-	(70)
9	Profit/(Loss) for the period (7-8)	(2,440)	4,845	1,067	2,405	3,374	1,700
10	Other Comprehensive Income						
	a) (i) Items that will not be classified to profit or loss	82	66	17	148	41	40
	(ii) Income Tax relating to items that will not be reclassified to profit or loss	(28)	(23)	(7)	(51)	(14)	(14)
	b) (i) Items that will be classified to profit or loss	-	-	-	-	-	-
	(ii) Income Tax relating to items that will be reclassified to profit or loss	-	-	-	-	-	-
	Other Comprehensive Income	54	43	10	97	27	26
11	Total Comprehensive Income/(Loss) for the period (9+10)	(2,386)	4,888	1,077	2,502	3,401	1,726
12	Paid up Equity Share Capital (Face Value of Rs.10/- each)	3,813.81	3,813.81	3,813.81	3,813.81	3,813.81	3,813.81
13	Other Equity (Rs. In Lacs)	-	-	-	-	-	13,782.90
14	Earning Per Share - (Basic) (Not annualised) (Rs.)	(6.24)	12.82	2.82	6.56	8.92	4.52
	(Diluted) (Not annualised) (Rs.)	(6.24)	12.82	2.82	6.56	8.92	4.52



Uttam Sugar Mills Limited

Regd. Office : Village Libberheri, Tehsil Roorkee, Distt. Haridwar (Uttarakhand)

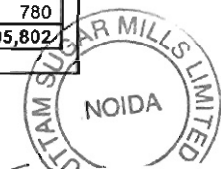
CIN : L99999UR1993PLC032518

Tel.No.0120-4525000

Website - www.uttamsugar.in, Email ID - investorrelation@uttamsugar.in

Unaudited Segment Wise Revenue, Results and Capital Employed for the Quarter And 6 Months Ended 30th September, 2018

S.No.	Particulars	Quarter Ended			6 Months		(Rs. In lakhs)
		30.09.2018	30.06.2018	30.09.2017	30.09.2018	30.09.2017	Year Ended
		Unaudited	Unaudited	Unaudited	Unaudited	Unaudited	31.03.2018
1	Segment Revenues						
	a) Sugar	24,048	25,357	33,415	49,405	69,429	1,22,755
	b) Cogeneration	35	3,088	25	3,123	1,210	13,752
	c) Distillery	816	2,012	27	2,828	1,779	3,883
	Total	24,899	30,457	33,467	55,356	72,418	1,40,390
	Less: Inter Segment Revenue	105	3,363	26	3,468	1,511	13,926
	Net Sales/Income from Operations	24,794	27,094	33,441	51,888	70,907	1,26,464
2	Segment Results - Profit before Tax and Finance Cost and Exceptional Items						
	a) Sugar	(1,446)	5,917	3,720	4,471	9,431	5,251
	b) Cogeneration	(171)	1,501	(155)	1,330	20	6,247
	c) Distillery	202	1,039	(159)	1,241	(189)	233
	Total	(1,415)	8,457	3,406	7,042	9,262	11,731
	Add/Less: i) Finance Cost	1,879	2,413	2,176	4,292	4,383	8,006
	ii) Other Un-allocable Expenditure net off	366	301	282	667	595	1,349
	iii) Exceptional Item	-	-	-	-	-	-
	Profit/(Loss) before Tax	(3,660)	5,743	948	2,083	4,284	2,376
3	Segment Assets						
	a) Sugar	1,02,624	1,26,930	61,601	1,02,624	61,601	1,17,230
	b) Cogeneration	8,155	8,583	8,426	8,155	8,426	11,570
	c) Distillery	10,933	10,007	9,378	10,933	9,378	9,579
	d) Unallocable	1,921	2,539	1,854	1,921	1,854	1,335
	Total Assets	1,23,633	1,48,059	81,259	1,23,633	81,259	1,39,714
4	Segment Liabilities						
	a) Sugar	31,393	46,838	8,001	31,393	8,001	42,885
	b) Cogeneration	27	30	30	27	30	18
	c) Distillery	711	778	362	711	362	454
	d) Unallocable	1,036	1,867	936	1,036	936	555
	Total Liabilities	33,167	49,513	9,329	33,167	9,329	43,912
5	Capital Employed (Segment Assets - Segment Liabilities)						
	a) Sugar	71,231	80,092	53,600	71,231	53,600	74,345
	b) Cogeneration	8,128	8,553	8,395	8,128	8,395	11,552
	c) Distillery	10,222	9,229	9,016	10,222	9,016	9,125
	d) Unallocable	885	672	919	885	919	780
	Total	90,466	98,546	71,930	90,466	71,930	95,802





STATEMENT OF ASSETS AND LIABILITIES

Particulars	(Rs. In lakhs)	
	As at	As at
	30.09.2018 Unaudited	31.03.2018 Audited
I. ASSETS		
(1) Non-Current Assets		
(a) Property, plant and equipment	55,906	56,362
(b) Capital work in progress	3,416	1,729
(c) Other Intangible assets	11	12
(d) Financial assets		
Other financial assets	117	102
(e) Deferred tax assets (net)	4,372	4,050
(f) Other Non-Current assets	1,556	1,124
Total (1)	65,378	63,378
(2) Current assets		
(a) Inventories	57,994	72,072
(b) Financial assets		
(i) Trade and other receivables	928	4,931
(ii) Cash and cash equivalents	1,771	1,917
(iii) Bank Balance other than cash and cash equivalents	400	384
(iv) Other financial assets	765	428
(c) Other current assets	553	457
Total (2)	62,411	80,199
(3) Assets classified as held for sale	215	220
Total Assets (1+2+3)	1,28,004	1,43,797
II. EQUITY AND LIABILITIES		
(1) Equity		
(a) Share Capital	3,814	3,814
(b) Other Equity	16,286	13,783
Total (1)	20,099	17,597
(2) Non-Current Liabilities		
(a) Financial liabilities		
(i) Borrowings	23,481	25,824
(ii) Other financial liabilities	4,439	4,198
(b) Deferred Revenue (Including Government grant)	351	423
(c) Provisions	759	825
Total (2)	29,030	31,270
(3) Current Liabilities		
(a) Financial liabilities		
(i) Borrowings	36,739	41,971
(ii) Trade and others payable	27,520	38,425
(iii) Other Financial Liabilities	12,162	12,846
(b) Deferred Revenue (Including Government grant)	311	478
(c) Other current liabilities	1,516	1,009
(d) Provisions	130	138
(e) Current tax liabilities (net)	468	33
Total (3)	78,846	94,901
(4) Liabilities for Assets classified held for sale	29	29
Total Equity & Liabilities (1+2+3+4)	1,28,004	1,43,797



Notes:

- 1 Sugar being a seasonal industry, the performance of the quarter may not be representative of the annual performance of the Company. As per past practice the entire off season expenses are charged to revenue in the period they are incurred.
- 2 Post the applicability of Goods and Service Tax (GST) with effect from 1 July'2017, revenue from operations, after the effective date, are disclosed net of GST, whereas Excise duty and Cess formed part of expenses in previous periods/year. Accordingly, the revenue from operations and expenses for the six months ended 30 September 2018 are not comparable with the previous corresponding period.
- 3 The Government of Uttar Pradesh has notified vide its order dated 01.10.2018, the financial assistance as a cane subsidy to Sugar Mills @ Rs.4.50 per quintal of sugar cane crushed during the Sugar Season 2017-18 subject to compliance of certain conditions. The above subsidy of Rs.1295.57 lakhs will be accounted for on fulfillment of the conditions.
- 4 Finance costs and other expenses for the periods ended September 30, 2018 are net of Rs.312.45 Lakhs and Rs.51.36 lakhs respectively towards Interest/Handling Charges and insurance receivable from Government of India on buffer stock of sugar as per the notification no.1(6) /2018-SP-I Dated 15th June,2018 issued by Ministry of Consumer Affairs, Food and Public Distribution.
- 5 Figures stated above have been regrouped and/or reclassified wherever necessary.
- 6 The above financial results have been taken on record by the Board of Directors at their meeting held on 12th November, 2018 after being reviewed and recommended by Audit Committee.

**Uttam Sugar Mills Limited**

Raj Kumar Adlakha
Managing Director

Place : Noida

Dated : 12th November, 2018